

RIVIERA SLIDING ROOM DIVIDERS

QUOTE/ORDER FORM

	Series Tracking	Frame Design	Top Track	Top Track Mounting	Bottom Mounting	System Width	System Height	Overall Track Length	Plan View # *	Track End Caps per Set	Options	Finish	Panel Insert
EXAMPLE	M	214	S	W	P	96"	x 96"	192"	PV#2	EC2	LPxPE	S	DWL
Options	SAVONA Top Guide Btm Roller Track	T T Line 214 - Stile WIDE M58 w/Pull	S Single Track	C Top Track Fastened vertically to Ceiling, soffit, or header	S On Floor Surface Mount F In Floor Flush Mount	Input Width in Inches	Input System S/H in Inches *	Input Track Length in Inches	*Input Plan View #1, 2, 3, 5, 6, 7, 9, 10, 11 or 90° Corner	Select 0, 1 or 2 Track End Caps	Lock-Privacy Keyed Pull - Edge Face/D Fixed Panel Shoe Collector Blocks Division Bars	Silver Ano. Black Other	DWL Diffused White Lam. CL Clear Lami. M2 Mirror x 2 PF2 PF panel x2 PFM PF Panel/Mirror PL Polar Lami. CSP Customer Supplied Panel
	PORTOFINO Pocket Door - Top Hung		D Double Track	OW Top Track Fastened horizontally to Outside of Wall	P Floor Post C Carrier Post	REQUEST DETAIL							
	MONACO Trackless Bottom		T Triple Track	IW Top Track Fastened horizontally to Inside of Wall	G Panel Guide	DATE							
	CUSTOMER												
	QUOTE REQUEST ONLY												
	PO NUMBER												
	PROJECT NAME / LOCATION												
REQUIRED BY DATE													
*REFER TO WEBSITE SHOP DRAWINGS FOR EXPLANATION OF SYSTEM HEIGHT AND PLAN VIEW NUMBERING AT www.rivieraglassdividers.com													
TAG	QTY.	DETAIL											
Notes:													
Notes:													
Notes:													
Notes:													
Notes:													
Notes:													

Standard  = "T" ;  = "214" ;  = "M58"

PRIOR to entering data, DOWNLOAD and RESAVE for each new quote request or order.

RIVIERA SLIDING ROOM DIVIDERS

QUOTE/ORDER FORM

	Series Tracking	Frame Design	Top Track	Top Track Mounting	Bottom Mounting	System Width		System Height	Overall Track Length	Plan View # *	Track End Caps per Set	Options	Finish	Panel Insert
EXAMPLE	M	214	S	W	P	96"	X	96"	192"	PV#2	EC2	LPxPE	S	DWL


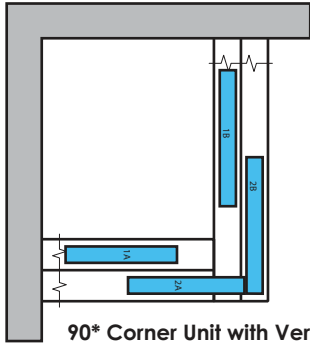
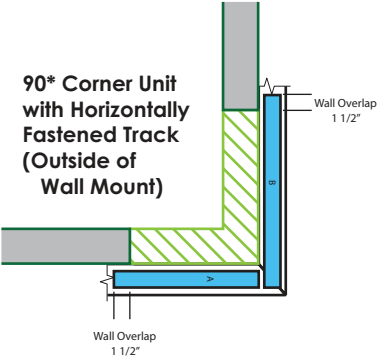

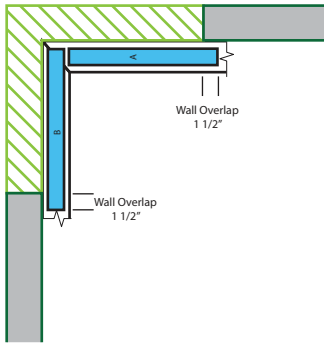






TAG	QTY.	DETAIL												
Notes:														
Notes:														
Notes:														
Notes:														
Notes:														
Notes:														
Notes:														
Notes:														
Notes:														
Notes:														
Notes:														
Notes:														
Notes:														
Notes:														
Notes:														
Notes:														
Notes:														
Notes:														

Standard  = "T" ;  = "214" ;  = "M58"

PRIOR to entering data, DOWNLOAD and RESAVE for each new quote request or order.

	REQUEST DETAIL
DATE	
CUSTOMER	
QUOTE REQUEST ONLY	
PO NUMBER	
PROJECT NAME / LOCATION	
REQUIRED BY DATE	

RIVIERA SLIDING ROOM DIVIDERS PLAN VIEWS

<p>1</p> 	<p>Corner-Ceiling Mount</p>  <p>90° Corner Unit with Vertically Fastened Track (Ceiling Mount)</p>	<p>Corner-Outside of Wall Mount</p>  <p>90° Corner Unit with Horizontally Fastened Track (Outside of Wall Mount)</p> <p>Wall Overlap 1 1/2"</p>
<p>2</p> 	<p>Corner-Inside of Wall Mount</p>  <p>90° Corner Unit with Horizontally Fastened Track (Inside of Wall Mount)</p> <p>Wall Overlap 1 1/2"</p>	<p>*Outside of Wall Mount must be mitre cut top track (equal panel/tracks on both legs only)</p> <p>PRIOR to entering data, DOWNLOAD and RESAVE for each new quote request or order.</p>
<p>3</p> 		
<p>5</p> 		
<p>6</p> 		
<p>7</p> 		
<p>9</p> 		
<p>10</p> 		
<p>11</p> 