

RIVIERA SLIDING ROOM DIVIDERS LIST PRICE

CODING CHART and WORK SHEET

	Series Tracking	Frame Design	Top Track	Top Track Mounting	Bottom Mounting	System Width	System Height	Overall Track Length	Plan View # *	Track End Caps per Set	Options	Finish	Panel Insert
EXAMPLE	M	214	S	W	P	96"	x 96"	192"	PV#2	EC2	LPxE	S	DWL
Options	SAVONA Top Guide Btm Roller Track	T Line 214 - Stile WIDE	S Single Track	C Top Track Fastened vertically to Ceiling, soffit, or header	S On Floor Surface Mount F In Floor Flush Mount	Input Width in Inches	Input System S/H in Inches *	Input Track Length in Inches	*Input Plan View #1, 2, 3, 5, 6, 7, 9 10,11 or 90° Corner	Select 0, 1 or 2 Track End Caps	Lock-Privacy Keyed Edge Pull Fixed Panel Shoe Collector Blocks Division Bars	Silver Ano. Black Other	DWL Diffused White Lam.
	PORTOFINO Pocket Door - Top Hung		D Double Track	OW Top Track Fastened horizontally to Outside of Wall	P Floor Post C Carrier Post								CL Clear Lami.
	MONACO Trackless Bottom		T Triple Track	IW Top Track Fastened horizontally to Inside of Wall	G Panel Guide								M2 Mirror x 2
	REQUEST DETAIL												PF2 PF panel x2
	DATE												PFM PF Panel/Mirror
	CUSTOMER												PL Polar Lami.
	QUOTE REQUEST ONLY												CSP Customer Supplied Panel
PO NUMBER													
PROJECT NAME / LOCATION													
REQUIRED BY DATE													


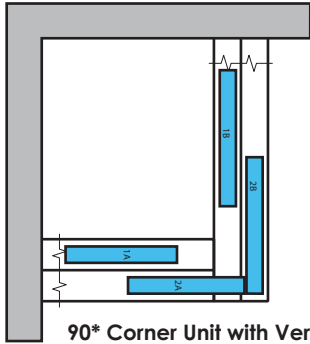
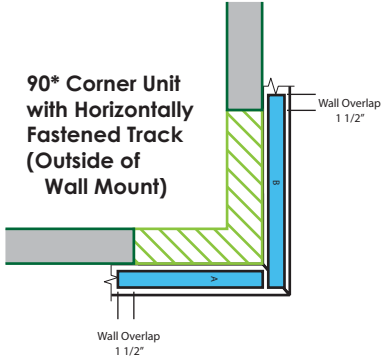

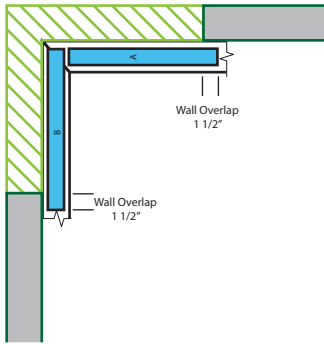








*REFER TO WEBSITE SHOP DRAWINGS FOR EXPLANATION OF SYSTEM HEIGHT AND PLAN VIEW NUMBERING AT www.rivieraglassdividers.com

TAG	QTY.	DETAIL															
Notes:		-							x				- #	- EC			
Notes:		-							x				- #	- EC			
Notes:		-							x				- #	- EC			
Notes:		-							x				- #	- EC			
Notes:		-							x				- #	- EC			
Notes:		-							x				- #	- EC			

Standard = "T" ; = "214"

RIVIERA SLIDING ROOM DIVIDERS PLAN VIEWS

<p>1</p> 	<p>Corner-Ceiling Mount</p>  <p>90° Corner Unit with Vertically Fastened Track (Ceiling Mount)</p>	<p>Corner-Outside of Wall Mount</p>  <p>90° Corner Unit with Horizontally Fastened Track (Outside of Wall Mount)</p>
<p>2</p> 	<p>Corner-Inside of Wall Mount</p>  <p>90° Corner Unit with Horizontally Fastened Track (Inside of Wall Mount)</p>	<p>*Outside of Wall Mount must be mitre cut top track (equal panel/tracks on both legs only)</p>
<p>3</p> 		
<p>5</p> 		
<p>6</p> 		
<p>7</p> 		
<p>9</p> 		
<p>10</p> 		
<p>11</p> 